



COLONIAL AIRCRAFT CORPORATION

Designers and Manufacturers of the Skimmer Amphibian

SANFORD

MAINE

TEL. SANFORD 80

The all metal SKIMMER Amphibian offers an increase in utility only possible from an airplane capable of both land and water operation. While well suited for charter flying, since the amphibious feature permits ready access to lakes, rivers, and costal points far removed from airports, this utility also makes the SKIMMER attractive to business men covering a large territory, and to sportsmen flying into remote areas. The exceptional visibility obtained by placing the pilot well ahead of the wing makes this airplane most useful for inspecting ground operations, patrolling pipe and rail lines, and similar observational activities

Primarily a three-place amphibian, the SKIMMER has ample space aft of the forward seat to accommodate two children. The wing has 80 percent span slotted flaps, providing optimum climb and glide control as well as landing performance of 50 mph. The flaps are hydraulically operated, as is the landing gear. The tricycle landing gear permits simplified ground operation; fast taxiing and abrupt maneuvering with no danger of overturning from suddenly applied brakes.

The power plant selected for the SKIMMER is the Lycoming O-320 engine, rated at 150 horsepower. Equipped with a Hartzell Constant Speed propeller, the engine can deliver full power for takeoff and climb, while the pilot is free to select the rpm setting for cruise. This combination affords dependable, economical and high performance operation. At gross weight, the SKIMMER has a 600 mile range with adequate fuel reserve when operated at 50% power @ 8,000 feet. Flights such as from New York to Miami may be made with only one stop, while the 112 mph cruising speed means trip completion within twelve hours.

No reduction in quality has been permitted in the design or construction of the SKIMMER, personal safety having been at all times a major consideration. The hull provides inherent protection, while the engine mount is stressed for a load of twenty "g's" far exceeding the safety belt design requirements. Of course, the amphibious feature of the SKIMMER in itself permits a multiplicity of landing areas in the event of an emergency.

Further inquiry and inspection are invited at your convenience.

TYPE CERTIFICATE 1A13

WEIGHTS:

EMPTY.....1450 lb.
 USEFUL NORMAL LOAD..... 700 lb.
 NORMAL FUEL (30 gal.)..... 180 lb.
 MAX FUEL (39 gal.)..... 234 lb.
 GROSS WEIGHT (normal).....2150 lb.

ENGINE:

MODEL.....LYCOMING 0-320
 HORSEPOWER.....150 @ 2700 RPM

PROPELLER:

HARTZELL CONSTANT SPEED.....74" DIA.
 (Aluminum Alloy Blades Optional Extra)

PERFORMANCE:

STALLING SPEED..... 50 MPH
 CRUISING SPEED.....112 MPH
 (50% power @ 8,000 ft.)
 (62% power @ 5,000 ft.)
 HIGH SPEED @ 5000 ft125 MPH
 SEA LEVEL CLIMB.....700 FPM
 RANGE (normal gross weight-max fuel) .. 600 Miles
 (Based Upon Certificaton Flight Test Data)

DIMENSIONS:

SPAN.....34 ft.
 LENGTH.....23 ft.- 6 in.
 OVERALL HEIGHT..... 8 ft.-10 in.

EQUIPMENT (STANDARD):

CHOICE OF PAINT SCHEMES
 KEY OPERATED DOOR LOCK
 STALL WARNING INDICATOR
 BASIC FLIGHT INSTRUMENTS PLUS
 MANIFOLD PRESSURE GAUGE
 BALL BEARING PUSH ROD
 CONTROL SYSTEM

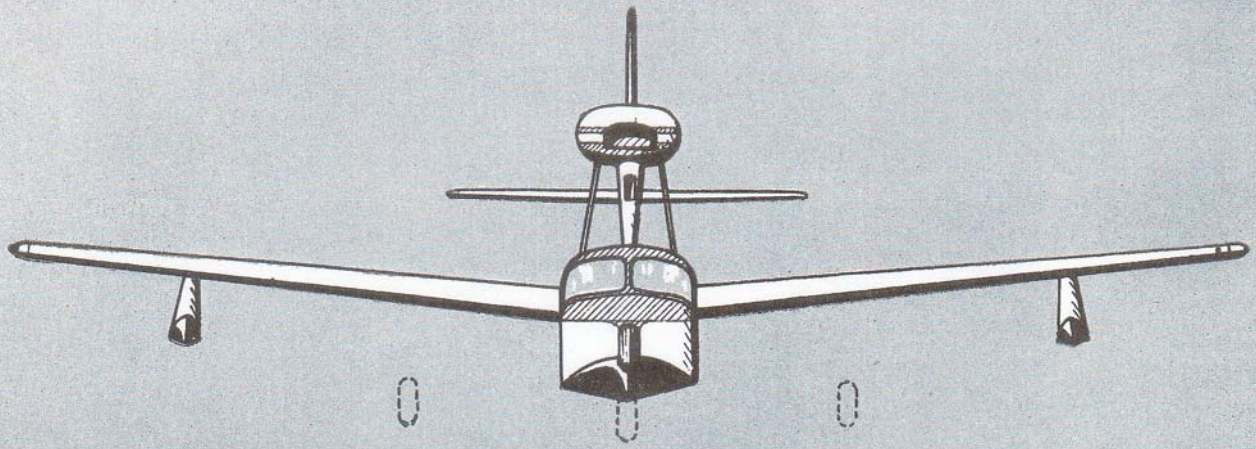
EQUIPMENT (OPTIONAL):

SPECIALIZED INSTRUMENTS
 AND RADIO EQUIPMENT
 HEATER
 TWIN LANDING LIGHTS
 ELECTRICALLY HEATED PITOT

PRICE:

F. A. F. SANFORD, MAINE
 With Standard Equipment
 \$15,750
 (Subject To Change Without Notice)

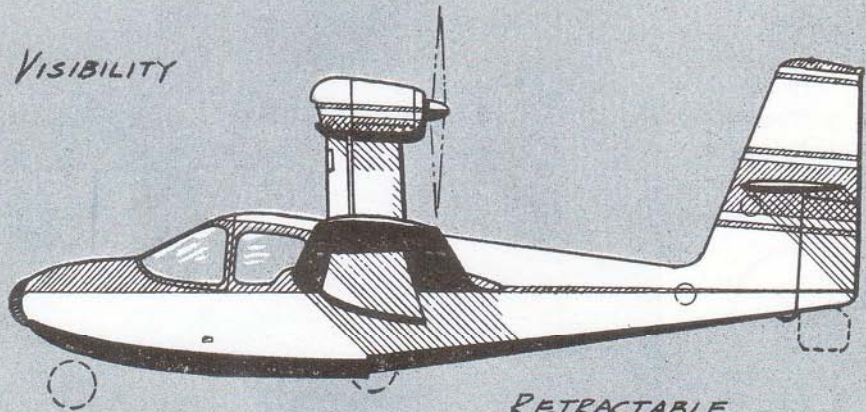




RETRACTABLE TRICYCLE GEAR


SUPERB VISIBILITY

NOSE WHEEL ACTS
AS BUMPER



RETRACTABLE
WATER RUDDER

80% SPAN SLOTTED FLAPS





COLONIAL  AIRCRAFT

Skimmer